

LINEAR STADIA 60

L-60-U-STA

UNLIT

DATE	PROJECT	CATALOG #	FIXTURE TYPE
------	---------	-----------	--------------

OVERVIEW

STADIA 60 presents a softer interpretation of STANDARD 60, featuring a rounded silhouette that enhances its appeal as an exceptional linear acoustic baffle. When illuminated, the bullnose edge gracefully curves around a continuous curved lens, offering versatility for ambient or task lighting with a lighting output ranging up to 1500 LM for a customizable illumination experience. The "60" refers to the width in MM.

QUICK FACTS

- Endless configurations with RAFT
- Available in Surface Styles
- Length up to 97 IN and height up to 47 IN
- Continuous runs up to any length
- Optional integration of motion sensors, Wi-Fi, and/or speakers
- NRC rating of .95+



SPECIFICATIONS

SERIES	LENGTH ¹	HEIGHT ¹	FELT COLOR (9 MM)
L-60-U-STA	26" (653 MM) 38" (953 MM) 49" (1253 MM) 61" (1553 MM) 74" (1878 MM) 86" (2178 MM) 92" (2328 MM) 97" (2456 MM) CL____ ^{2,3}	8" (200 MM) 11" (285 MM) 16" (400 MM) 20" (500 MM) 23" (585 MM) 47" (1200 MM) CH____ ⁴	9____ REPLACE "____" WITH DESIRED COLOR CODE FROM SWATCHES
SUSPENSION TYPE	CEILING TYPE	CANOPY ⁷	FACTORY OPTIONS ⁸
AC____ 60° AIRCRAFT CABLE + (COLOR CODE) ⁵ ST____ 60° STRAP + (COLOR CODE) ⁵ TRD 3/8" THREADED ROD DT DIRECT TO	HC HARD CEILING ⁶ ST STRUT SG STANDARD GRID TG TEGULAR GRID	NC NO CANOPIES RWH ROUND WHITE RBK ROUND BLACK SWH SQUARE WHITE SBK SQUARE BLACK	CSL____ CUSTOM SUSPENSION LENGTH 24" - 120" ⁹ EQ EQUAL LENGTH FIXTURE BREAKS IN RUN CT____ CUSTOM THREAD + (COLOR CODE) ⁵ BABA BABA REQUIRED FF FINE FLUTE - SURFACE STYLE MF MID FLUTE - SURFACE STYLE WF WIDE FLUTE - SURFACE STYLE

¹ IMPERIAL DIMENSIONS ARE NOMINAL. ACTUAL DIMENSIONS ARE METRIC.

² CUSTOM LENGTHS AVAILABLE BETWEEN 26" - 97" (653 - 2456 MM).

³ CUSTOM RUNS AVAILABLE UP TO ANY LENGTH WITH POWER FEEDS EVERY 164 FT (50000 MM). RUNS WILL BREAK ACCORDING TO RUN CHART "A". SEE RUN CHART FOR FIXTURE BREAKS/OPTIONS.

⁴ CUSTOM HEIGHTS AVAILABLE BETWEEN 8" - 47" (200 - 1200 MM).

⁵ REPLACE "____" WITH DESIRED COLOR CODE FROM SWATCHES.

⁶ NOT AVAILABLE IN DIRECT TO SUSPENSION TYPE.

⁷ OPTIONAL 2IN CANOPIES CAN BE INCLUDED FOR CABLE, STRAP OR GRID SUSPENSION.

⁸ LEAVE BLANK IF NOT APPLICABLE. STRING TOGETHER MULTIPLE SELECTIONS.

⁹ REPLACE "____" WITH LENGTH OF DESIRED SUSPENSION.

EXAMPLE CATALOG #: L-60-U-STA-49(1253)-11(285)-9JD-ACBLK-NC

SABIN

© 2025 SABIN LLC. ALL RIGHTS RESERVED.
CUSTOMIZE AT SABIN.BUILD
DATE REVISED 09.23.2025



1

COLOR SWATCHES


L-60-U-STA

DATE	PROJECT	CATALOG #	FIXTURE TYPE
------	---------	-----------	--------------

FELT




SUSPENSION STRAP



AIRCRAFT CABLE



THREAD



Colors are subject to slight variation from your screen or paper to the finished product. Contact the factory for additional color options.

¹ Birch is not available in 1.5 MM

RUN CHARTS

L-60-U-STA

DATE	PROJECT	CATALOG #	FIXTURE TYPE
------	---------	-----------	--------------

CHART A (DEFAULT): CONSISTENT SUSPENSION POINTS IN ARRAY

RUN LENGTH	SECTION LENGTHS
9 FT (2743 MM)	1517 MM + 1226 MM
10 FT (3048 MM)	1822 MM + 1226 MM
11 FT (3352 MM)	2126 MM + 1226 MM
12 FT (3657 MM)	2311 MM + 1346 MM
13 FT (3962 MM)	2311 MM + 1651 MM
14 FT (4267 MM)	2311 MM + 1956 MM
15 FT (4572 MM)	2311 MM + 2261 MM
16 FT (4876 MM)	2311 MM + 1339 MM + 1226 MM
17 FT (5181 MM)	2311 MM + 1644 MM + 1226 MM
18 FT (5486 MM)	2311 MM + 1949 MM + 1226 MM
19 FT (5791 MM)	2311 MM + 2250 MM + 1230 MM
20 FT (6096 MM)	2311 MM + 2250 MM + 1535 MM
21 FT (6400 MM)	2311 MM + 2250 MM + 1839 MM
22 FT (6705 MM)	2311 MM + 2250 MM + 2144 MM
23 FT (7010 MM)	2311 MM + 2250 MM + 1223 MM + 1226 MM
24 FT (7315 MM)	2311 MM + 2250 MM + 1528 MM + 1226 MM
25 FT (7620 MM)	2311 MM + 2250 MM + 1833 MM + 1226 MM
26 FT (7924 MM)	2311 MM + 2250 MM + 2137 MM + 1226 MM
27 FT (8229 MM)	2311 MM + 2250 MM + 2250 MM + 1418 MM
28 FT (8534 MM)	2311 MM + 2250 MM + 2250 MM + 1723 MM
29 FT (8839 MM)	2311 MM + 2250 MM + 2250 MM + 2028 MM

RUN LENGTH	SECTION LENGTHS
30 FT (9144 MM)	2311 MM + 2250 MM + 2250 MM + 1107 MM + 1226 MM
31 FT (9448 MM)	2311 MM + 2250 MM + 2250 MM + 1411 MM + 1226 MM
32 FT (9753 MM)	2311 MM + 2250 MM + 2250 MM + 1716 MM + 1226 MM
33 FT (10058 MM)	2311 MM + 2250 MM + 2250 MM + 2021 MM + 1226 MM
34 FT (10363 MM)	2311 MM + 2250 MM + 2250 MM + 2250 MM + 1302 MM
35 FT (10668 MM)	2311 MM + 2250 MM + 2250 MM + 2250 MM + 1607 MM
36 FT (10972 MM)	2311 MM + 2250 MM + 2250 MM + 2250 MM + 1911 MM
37 FT (11277 MM)	2311 MM + 2250 MM + 2250 MM + 2250 MM + 2216 MM
38 FT (11582 MM)	2311 MM + 2250 MM + 2250 MM + 2250 MM + 1295 MM + 1226 MM
39 FT (11887 MM)	2311 MM + 2250 MM + 2250 MM + 2250 MM + 1600 MM + 1226 MM
40 FT (12192 MM)	2311 MM + 2250 MM + 2250 MM + 2250 MM + 1905 MM + 1226 MM
41 FT (12496 MM)	2311 MM + 2250 MM + 2250 MM + 2250 MM + 2209 MM + 1226 MM
42 FT (12801 MM)	2311 MM + 2250 MM + 2250 MM + 2250 MM + 2250 MM + 1490 MM
43 FT (13106 MM)	2311 MM + 2250 MM + 2250 MM + 2250 MM + 2250 MM + 1795 MM
44 FT (13411 MM)	2311 MM + 2250 MM + 2250 MM + 2250 MM + 2250 MM + 2100 MM
45 FT (13716 MM)	2311 MM + 2250 MM + 2250 MM + 2250 MM + 2250 MM + 1179 MM + 1226 MM
46 FT (14020 MM)	2311 MM + 2250 MM + 2250 MM + 2250 MM + 2250 MM + 1483 MM + 1226 MM
47 FT (14325 MM)	2311 MM + 2250 MM + 2250 MM + 2250 MM + 2250 MM + 1788 MM + 1226 MM
48 FT (14630 MM)	2311 MM + 2250 MM + 2250 MM + 2250 MM + 2250 MM + 2093 MM + 1226 MM
49 FT (14935 MM)	2311 MM + 2250 MM + 2250 MM + 2250 MM + 2250 MM + 2250 MM + 1374 MM
50 FT (15240 MM)	2311 MM + 2250 MM + 2250 MM + 2250 MM + 2250 MM + 2250 MM + 1679 MM

CHART B: EQUAL LENGTH FIXTURES

RUN LENGTH	SECTION LENGTHS
9 FT (2743 MM)	1371 MM + 1371 MM
10 FT (3048 MM)	1524 MM + 1524 MM
11 FT (3352 MM)	1676 MM + 1676 MM
12 FT (3657 MM)	1828 MM + 1828 MM
13 FT (3962 MM)	1981 MM + 1981 MM
14 FT (4267 MM)	2133 MM + 2133 MM
15 FT (4572 MM)	2286 MM + 2286 MM
16 FT (4876 MM)	1646 MM + 1584 MM + 1646 MM
17 FT (5181 MM)	1748 MM + 1685 MM + 1748 MM
18 FT (5486 MM)	1849 MM + 1787 MM + 1849 MM
19 FT (5791 MM)	1951 MM + 1889 MM + 1951 MM
20 FT (6096 MM)	2053 MM + 1990 MM + 2053 MM
21 FT (6400 MM)	2154 MM + 2092 MM + 2154 MM
22 FT (6705 MM)	2256 MM + 2193 MM + 2256 MM
23 FT (7010 MM)	1784 MM + 1721 MM + 1721 MM + 1784 MM
24 FT (7315 MM)	1860 MM + 1797 MM + 1797 MM + 1860 MM
25 FT (7620 MM)	1936 MM + 1874 MM + 1874 MM + 1936 MM
26 FT (7924 MM)	2012 MM + 1950 MM + 1950 MM + 2012 MM
27 FT (8229 MM)	2088 MM + 2026 MM + 2026 MM + 2088 MM
28 FT (8534 MM)	2165 MM + 2102 MM + 2102 MM + 2165 MM
29 FT (8839 MM)	2241 MM + 2178 MM + 2178 MM + 2241 MM

RUN LENGTH	SECTION LENGTHS
30 FT (9144 MM)	1866 MM + 1804 MM + 1804 MM + 1804 MM + 1866 MM
31 FT (9448 MM)	1928 MM + 1864 MM + 1864 MM + 1864 MM + 1928 MM
32 FT (9753 MM)	1989 MM + 1925 MM + 1925 MM + 1925 MM + 1989 MM
33 FT (10058 MM)	2050 MM + 1986 MM + 1986 MM + 1986 MM + 2050 MM
34 FT (10363 MM)	2111 MM + 2047 MM + 2047 MM + 2047 MM + 2111 MM
35 FT (10668 MM)	2172 MM + 2108 MM + 2108 MM + 2108 MM + 2172 MM
36 FT (10972 MM)	2232 MM + 2169 MM + 2169 MM + 2169 MM + 2232 MM
37 FT (11277 MM)	2293 MM + 2230 MM + 2230 MM + 2230 MM + 2293 MM
38 FT (11582 MM)	1973 MM + 1909 MM + 1909 MM + 1909 MM + 1909 MM + 1973 MM
39 FT (11887 MM)	2023 MM + 1960 MM + 1960 MM + 1960 MM + 1960 MM + 2023 MM
40 FT (12192 MM)	2074 MM + 2011 MM + 2011 MM + 2011 MM + 2011 MM + 2074 MM
41 FT (12496 MM)	2124 MM + 2062 MM + 2062 MM + 2062 MM + 2062 MM + 2124 MM
42 FT (12801 MM)	2176 MM + 2112 MM + 2112 MM + 2112 MM + 2112 MM + 2176 MM
43 FT (13106 MM)	2227 MM + 2163 MM + 2163 MM + 2163 MM + 2163 MM + 2227 MM
44 FT (13411 MM)	2277 MM + 2214 MM + 2214 MM + 2214 MM + 2214 MM + 2277 MM
45 FT (13716 MM)	2005 MM + 1941 MM + 1941 MM + 1941 MM + 1941 MM + 2005 MM
46 FT (14020 MM)	2047 MM + 1985 MM + 1985 MM + 1985 MM + 1985 MM + 2047 MM
47 FT (14325 MM)	2092 MM + 2028 MM + 2028 MM + 2028 MM + 2028 MM + 2092 MM
48 FT (14630 MM)	2135 MM + 2072 MM + 2072 MM + 2072 MM + 2072 MM + 2135 MM
49 FT (14935 MM)	2180 MM + 2115 MM + 2115 MM + 2115 MM + 2115 MM + 2180 MM
50 FT (15240 MM)	2222 MM + 2159 MM + 2159 MM + 2159 MM + 2159 MM + 2222 MM

1 CHART B LOGIC CAN BE APPLIED USING THE "EQ" FACTORY OPTION.

SURFACE STYLES

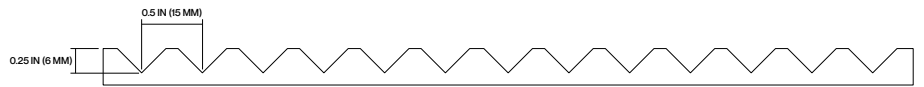

L-60-U-STA

9MM FELT

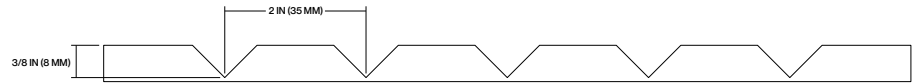
DATE	PROJECT	CATALOG #	FIXTURE TYPE
------	---------	-----------	--------------

Our foundational surface styles utilize our 9mm felt and are designed to accommodate distinctly unique design expressions. Contact the factory for custom colors and styles. Each style is available in 16 colors.


FINE FLUTE



MID FLUTE



WIDE FLUTE

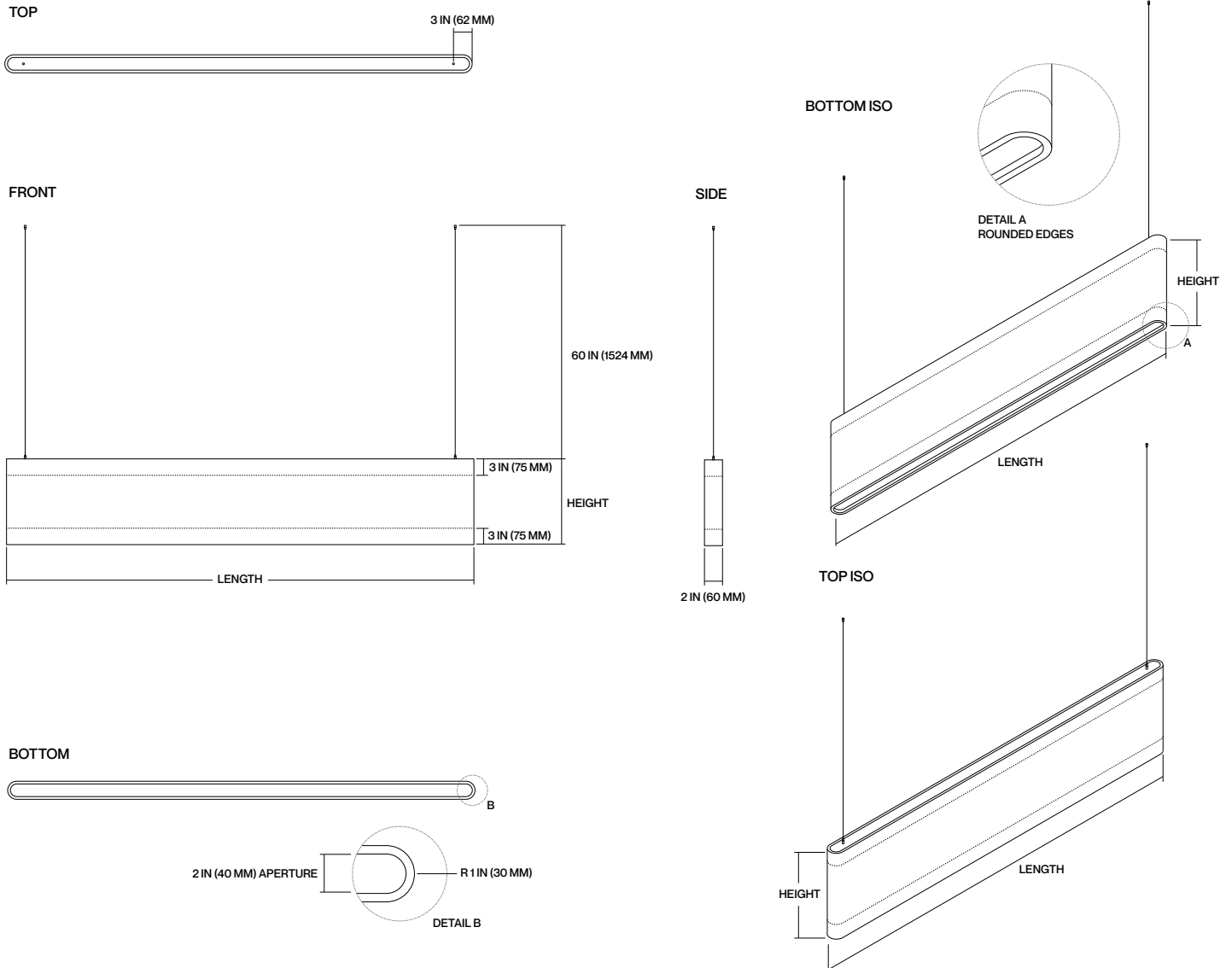


DIMENSIONS

L-60-U-STA

DATE	PROJECT	CATALOG #	FIXTURE TYPE
------	---------	-----------	--------------

INDIVIDUAL



- 1 IMPERIAL DIMENSIONS ARE NOMINAL. ACTUAL DIMENSIONS ARE METRIC.
- 2 ALL STANDARD DIMENSIONS ARE ECO-CONSCIOUS. MAXIMIZING MATERIAL USE AND MINIMIZING WASTE. CUSTOM DIMENSIONS RESULT IN EXCESS MATERIAL WASTE.
- 3 PLEASE CONSULT THE FACTORY FOR WEIGHTS SPECIFIC TO CONFIGURATION.

ACOUSTIC PERFORMANCE

L-60-U-STA

TECHNICAL DATA

DATE	PROJECT	CATALOG #	FIXTURE TYPE
------	---------	-----------	--------------

LINEAR STADIA 60

ALL SABIN PRODUCTS ARE SUBJECT TO ACOUSTIC TESTING. PERFORMANCE VALUES WILL VARY BASED ON INSTALLATION FACTORS SUCH AS DENSITY AND MOUNTING HEIGHT.

SABINS A SABIN IS A UNIT OF SOUND ABSORPTION DEFINED AS THE AMOUNT OF SOUND ABSORBED BY ONE SQUARE FOOT OF A PERFECT ABSORBER. IT WAS INITIALLY CONCEIVED AS THE EQUIVALENT OF 1 SQUARE FOOT OF OPEN WINDOW, REFLECTING NO SOUND BACK INTO THE INTERIOR. SABINS ARE USED TO EXPRESS THE TOTAL EFFECTIVE ABSORPTION FOR THE INTERIOR OF A ROOM. THIS CHART INDICATES AVERAGE SABINS PER UNIT AT THE NOTED FREQUENCIES WHICH REPRESENT THE TYPICAL RANGE OF HUMAN SPEECH OF 200-2500 HZ.

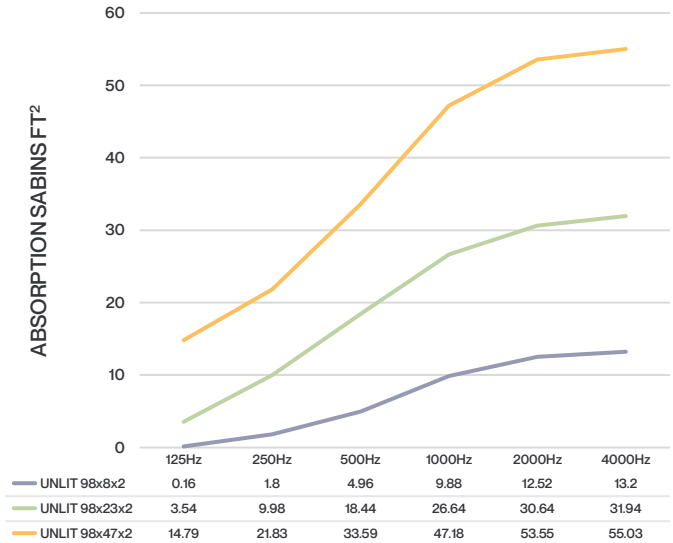
NRC NOISE REDUCTION COEFFICIENT (NRC) IS A SINGLE NUMBER VALUE RANGING FROM 0.0 TO 1.0 THAT DESCRIBES THE AVERAGE SOUND ABSORPTION PERFORMANCE OF A MATERIAL. AN NRC OF 0.0 INDICATES THE OBJECT DOES NOT ABSORB MID-FREQUENCY SOUND ENERGY, BUT REFLECTS IT. AN NRC OF 1.0 INDICATES THAT THE SOUND ABSORPTION PERFORMANCE OF THE MATERIAL IS EQUAL TO ITS SURFACE AREA (MEASURED IN UNITS SABIN), OR CONCEPTUALLY 100% SOUND ABSORPTION.

PROJECTED NRC = .95

TOTAL SOUND ABSORPTION WILL VARY BASED ON DESIGNED PRODUCT CONFIGURATION. SABIN TESTS ALL PRODUCTS IN MULTIPLE CONFIGURATIONS. PLEASE CONTACT SABIN OR YOUR LOCAL AGENT FOR MORE INFORMATION.

LINEAR STADIA 60

ACOUSTIC PERFORMANCE



DATE	PROJECT	CATALOG #	FIXTURE TYPE

ACOUSTIC MATERIAL

Our PET (polyester) felt panels contain minimum 60% post-consumer recycled polyester staple fiber. It is moisture resistant, fire rated, recyclable, and an outstanding absorber of acoustic energy.

- Fire retardant: ASTM E84 Class A, EN13501 Class B
- Construction: 100% polyester fiber (PET)
- Material certifications: OEKO-TEX® Standard 100, SCS Recycled Content, and Declare

CARE

Acoustic PET felt: Remove dust with compressed air, a vacuum or lint roller. Aluminum & polymer components: Remove dust and debris with a clean, dry, lint-free cloth.

CERTIFICATES/LISTING

This product is ETL listed and tested to meet UL standards for lit configurations. It complies with NEC and ANSI/NFPA 70 requirements, is RoHS compliant, and rated IP20 for use in dry, indoor locations only. 90 CRI configurations also meet Title 24 JA8-2016 requirements. Additionally, this product is GREENGUARD Gold certified and holds Declare, OEKO-TEX® Standard 100, and SCS Recycled Content certifications.

CONSTRUCTION

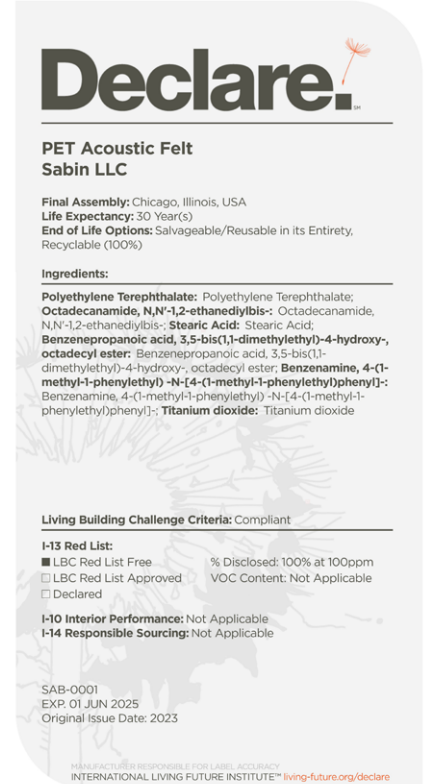
Acoustic luminaire comprised of ≥ 60% recycled PET material utilizing sewn construction to maximize strength, durability, and sound absorbency.

MOUNTING

Suspended by various methods including 1/16" aircraft cable, straps, grid clips or 3/8" threaded rod (adapters provided, threaded rod by others). Aircraft cable is available in pre-cut lengths of 60" (1524 MM) or custom length from 24" (600 MM) to 120" (3048 MM). For lit units, fabric-covered power cord is provided along with a 5" (127 MM) feed canopy.

WARRANTY

Fixture rated for operation in conditioned environments up to 77°F (25°C). Fixture is warranted to be free from defects and/or failure under normal Use and proper storage for five (5) years from date of shipment.



CONSULT FACTORY FOR SPECIFIC PRODUCT CONFIGURATIONS.